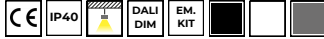
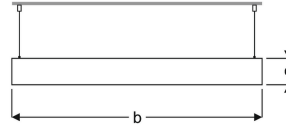
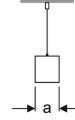




LINE

LINEAR LUMINAIRES

VLI02 6020C SS30
VLI02 6020C SS40
VLI02 6020C SS60



MECHANICAL SPECS / MEKANİK ÖZELLİKLER

Application Areas Uygulama Alanları	Sales room - Residential areas - Offices - Commercial building
Luminaire Type Ürün Tipi	LED Linear
Luminaire Body Ürün Gövdesi	Extruded aluminum body. Electrostatic powder coating
Luminaire Diffuser Ürün Difüzörü	Opal diffuser
Luminaire Colour Ürün Gövde Rengi	S : Ral 9005 Jet black / B : Ral 9016 Traffic White / G : Ral 9006 Grey
Ingress Protection (IP) Rating IP Sınıfı	IP40
Impact Resistance (IK) Rating IK Sınıfı	IK02

OPTICAL SPECS / OPTİK ÖZELLİKLER

Light Source Işık Kaynağı	Mid Power LED
CRI Value CRI Değeri	>80
UGR Value UGR Değeri	<21 (EN124664-1)
Photo Biological Class Fotobiyolojik Risk Grubu	Group-0 No Risk
Beam Angle Işık Açısı	120°
Driver (220-240V) Sürücü	Osram - Tridonic & ENEC Driver

ELECTRICAL SPECS / ELEKTRİKSEL ÖZELLİKLER

Mains Voltage Giriş Gerilimi	220-240 V
Mains Frequency Frekans	50/60 Hz
Protection Class Koruma Sınıfı	I
Led Service (25°C) Led Ömrü	L80=50.000h
Power Factor Güç Faktörü	>0,958
Operating Temperature Çalışma Sıcaklığı	-20°C & -45°C
Hot Wire Resistance Kablo Sıcaklık Direnci	650°C

OPTIONS / OPSİYONLAR

1 Hour Emergency Kit	3 Hour Emergency Kit	DALI	SENSOR
+	+	+	+

Product Code Ürün Kodu	Power (W) Watt	Lumen (lm) Işık Akısı	Efficacy (lm/W) Verimlilik	Col. Temp (K) Kelvin	Dimensions (mm) Boyutlar (a x b x c) Ø	Pack. Qty Koli Adedi	Pack. Weight (kg) Koli Ağırlığı
VLI02 6020C SS30	20	2000	100	3000	44x585x70	20	3,00
VLI02 6020C SS40	20	2000	100	4000	44x585x70	20	3,00
VLI02 6020C SS60	20	2000	100	6000	44x585x70	20	3,00